

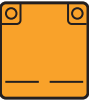

	Battery low voltage		Low voltage Power shutdown able to disconnect High voltage		High voltage component
	Battery High voltage		Seat longitudinal adjustment		



1 - IDENTIFICATION / RECOGNITION

<p>"15X" Lateral frame badging</p>	<p>"Eurocomach X" Rear frame badging</p>	<p>"Electric vehicle" Rear hood</p>

2 - IMMOBILIZATION / STABILIZATION / LIFTING

	<ul style="list-style-type: none"> - Turn off the key (1); - push the emergency button (2); - the parking brake is automatically activated.
	<ul style="list-style-type: none"> - The lifting points are located on the blade and on the boom.

3 - DISABLE DIRECT HAZARDS / SAFETY REGULATIONS

	<ul style="list-style-type: none"> - Engine stop: turn off the key (1) close to right joystick on the right armrest and remove it from machine; - push the emergency button (2), located on the right armrest, behind the key; - the battery is disconnected. <p><i>Note: wait 2 minutes for system to de-energize.</i></p>
--	--




4 - ACCESS TO THE OCCUPANTS

<p>Pulling the lever (1) outwards (2) opens the armrest</p>	<p>Driver seat adjustment longitudinal</p>

5 - STORED ENERGY / LIQUIDS / GASES / SOLIDS

Li-ion battery		Hydraulic oil	
Rated voltage	102V DC	Type	ISO46
Nominal capacity	21,5 kWh	Quantity	24 l



All the High Voltage cables have orange insulation, DON'T TOUCH.

6 - IN CASE OF FIRE

	<p>Use water (H₂O) to extinguish vehicle and cool the heat source(s). To cool the Li-ion battery use water (H₂O).</p>
	<p>Use an ABC, CO₂ or class D extinguisher in case of fire.</p>
	<p>It is strongly recommended to monitor the battery pack temperature through the use of a thermal imaging camera.</p>



WARNING: in case of damage to the traction battery, a risk of undetected fire later exists. In this case, it is necessary to place the vehicle under surveillance or the damaged battery in a dedicated and secure storage area in order to prevent any fire starting or re-ignition.





7 - IN CASE OF SUBMERSION

If the vehicle is submerged or partially submerged, first pull the vehicle out of water. Then shut down the high voltage system.



If the vehicle is fully submerged, the HV battery may generate flammable hydrogen gas.

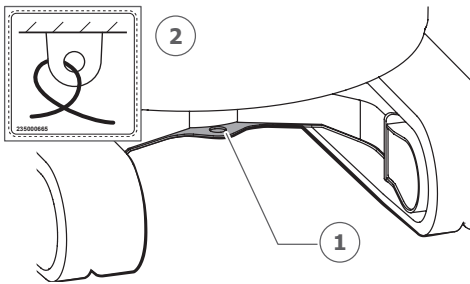
When seawater enters, a large amount of hydrogen gas could be generated by rapid electrolysis due to salinity, which may cause a fire and hydrogen gas.



Do not touch electrical parts. Risks of severe injury and electric shock.



8 - TOWING / TRANSPORTATION / STORAGE



- While towing, the operator **MUST NOT** be on the towed machine;
- connect a tow device to the dedicated tow hook of the undercarriage (1), the hooks are indicated by the dedicated labels (2);
- **DO NOT** use other anchorage points (e.g. boom, bucket or any accessory installed);
- **NEVER** continue towing unless both tracks are fully in contact with the ground.



WARNING: do not cut, breach, or touch High Voltage components or cabling.

9 - IMPORTANT ADDITIONAL INFORMATION

N.A.

10 - EXPLANATION PICTOGRAMS USED

	Electric vehicle		Danger of heat		Flammable
	Corrosive		Use an ABC, CO ₂ or class D extinguisher		Use water (H ₂ O) to extinguish fire
	General warning		Warning HV voltage		Use IR Camera