

19TR



Concrete solutions. Always.

Engine 3TNV76

Engine power 13,7 kW - 18,6 HP

Operating Weight 2.010 - 2.120 kg

 **EUROCOMACH**[®]

19TR

Weight with canopy (with rubber tracks)	kg	1.900
Weight with cabin (with rubber tracks)	kg	2.010
Operating weight with canopy (with rubber tracks) ISO 6016	kg	2.010
Operating weight with cabin (with rubber tracks) ISO 6016	kg	2.120
Travelling speed (AUTO TWO SPEED)	km/h	1a : 0 ÷ 2,3 / 2a : 0 ÷ 4,4
Slew speed	rpm	10,5

ENGINE		
Type	YANMAR 3TNV76 - STAGE 5	
Max. Power (2.200 rpm)	kW - HP	13,7 - 18,6
Displacement	cc	1.116
Number of cylinders	n°	3
Cooling	Liquid	
Consumption	lt/h	3,1
Alternator	V (A)	12 (40)
Battery	V (Ah)	12 (65)

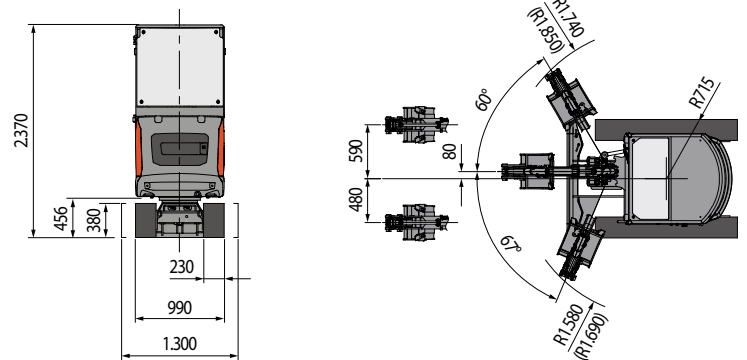
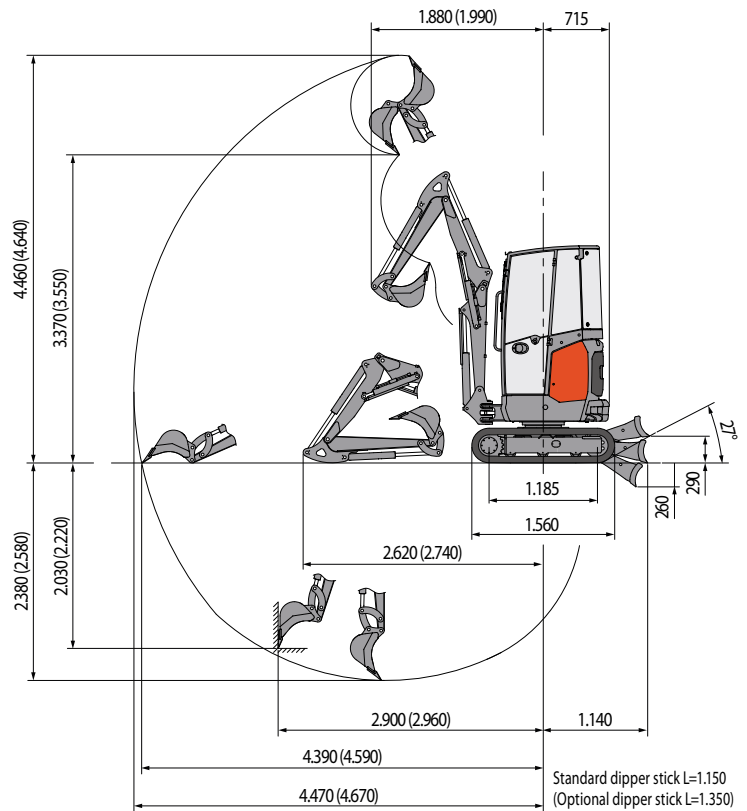
HYDRAULIC SYSTEM		
Pump type	variable flow	
Pump displacement	cc	9 + 9 + 6,6
Pump capacity	lt/min	18 + 18 + 13,1
Max. circuit calibration pressure	bar	240
Auxiliary system (max pressure): AUX 1 single or double effect	lt/min (bar)	31,1 (205)

PERFORMANCES		
Max. digging depth with standard arm (optional arm)	mm	2.380 (2.580)
Max. dumping height with standard arm (optional arm)	mm	3.370 (3.550)
Bucket breaking force (standard arm) ISO 6015	daN	1.500
Arm breaking force (standard arm) ISO 6015	daN	950
Traction force	daN	1.860
Ground bearing pressure with rubber tracks and canopy (with cabin)	kg/cm ²	0,33 (0,34)
Max. slope	60% - 30°	

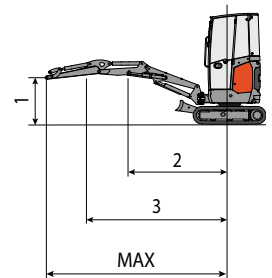
DIMENSIONS		
Maximum width	mm	990 - 1.300
Total height	mm	2.370
Rear rotation radius	mm	715
Digging arm length standard (optional)	mm	1.150 (1.350)
Tracks width	mm	230
Rollers number (for each side)	n°	3

FILLINGS		
Fuel tank	lt	25
Hydraulic oil tank	lt	20
Hydraulic circuit capacity	lt	30
Cooling system capacity	lt	4,5
Engine oil	lt	2,8

CONTROLS	
Boom, dipper stick, bucket and turret swing	2 pilot joysticks
Positioner two pieces boom	electroproportional switch on right joystick
Track movements (included counter rotation)	2 pilot levers
Dozer blade	pilot lever
Auxiliary system AUX 1 (single or double effect)	electroproportional switch on right joystick
Boom swing	electroproportional switch on left joystick



LIFTING CAPACITY			
Opening arm from the rotation's center (m)			
Lifting capacity (kg) at 1.0 m height			
	2	3	MAX
Frontal and lowered dozer blade	*640	*400	*360
Frontal and lifted dozer blade	490	250	160
Lateral, open undercarriage	470	250	160



* Indicates the hydraulic load limit.

The lifting capacity is based on the ISO 10567 and it does not exceed more than the 75% of static tipping load or more than the 87% of the hydraulic lifting capacity of the machine.

 **EUROCOMACH®**

These pictures may include optional rather than standard features. Technical features are not binding and may be modified without notice in any moment.