

25zT



Concrete solutions. Always.

Engine 3TNV76

Engine power 15,5 kW - 21,0 HP

Operating Weight 2.410 - 2.540 kg

 **EUROCOMACH**[®]

25zT

Operating weight with canopy (with rubber tracks)	kg	2.410
Operating weight with cabin (rubber tracks)	kg	2.540
Travelling speed (AUTO TWO SPEED)	km/h	1a : 0 ÷ 2,6 / 2a : 0 ÷ 4,3
Slew speed	rpm	11

ENGINE

Type	YANMAR 3TNV76 - STAGE 5	
Max. Power (2.200 rpm)	kW - HP	15,5 - 21,1
Displacement	cc	1.116
Number of cylinders	n°	3
Cooling	Liquid	
Consumption	lt/h	3,1
Alternator	V (A)	12 (40)
Battery	V (Ah)	12 (65)

HYDRAULIC SYSTEM

Pump type	variable flow	
Pump displacement	cc	2 x 13 + 8,3
Pump capacity	lt/min	2 x 28,5 + 18
Max. circuit calibration pressure	bar	230
Auxiliary system (max pressure): AUX 1 single or double effect	lt/min (bar)	45 (210)

PERFORMANCES

Max. digging depth with standard arm (optional arm)	mm	2.700 (2.900)
Max. dumping height with canopy and standard arm (optional arm)	mm	3.330 (3.460)
Max. dumping height with cab and standard arm (optional arm)	mm	3.190 (3.310)
Bucket breaking force (standard arm) ISO 6015	daN	2.200
Arm breaking force (standard arm) ISO 6015	daN	1.450
Traction force	daN	2.200
Ground bearing pressure with rubber tracks and canopy (with cabin)	kg/cm ²	0,28 (0,29)
Max. slope	60% - 30°	

DIMENSIONS

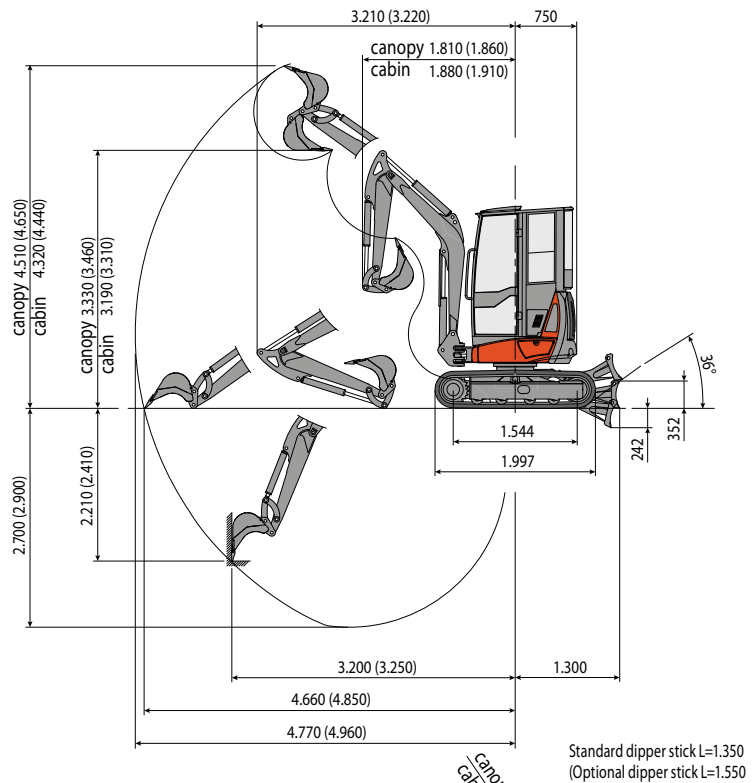
Maximum width	mm	1.500
Total height	mm	2.527
Rear rotation radius	mm	750
Digging arm length std (optional)	mm	1.350 (1.550)
Tracks width	mm	280
Rollers number (for each side)	n°	4/1

FILLINGS

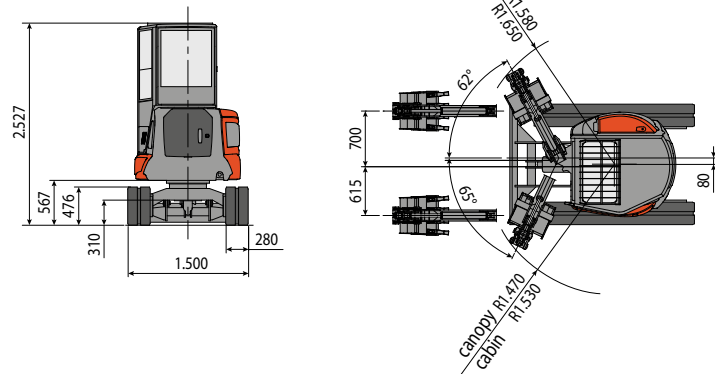
Fuel tank	lt	26
Hydraulic oil tank	lt	29
Hydraulic circuit capacity	lt	40
Cooling system capacity	lt	5
Engine oil	lt	2,8

CONTROLS

Boom, dipper stick, bucket and turret swing	2 pilot joysticks
Track movements (included counter rotation)	2 pilot levers
Dozer blade	pilot lever
Auxiliary system with latch AUX 1 (single or double effect)	electroproportional switch on right joystick
Boom swing	electroproportional switch on left joystick



Standard dipper stick L=1.350
(Optional dipper stick L=1.550)



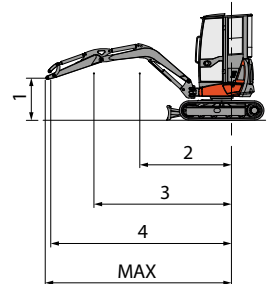
LIFTING CAPACITY

Opening arm from the rotation's center (m)
Lifting capacity (kg) at 1.0 m height

	2	3	4	MAX
Frontal and lowered dozer blade	*1.040	*550	*420	*410
Frontal and lifted dozer blade	750	420	260	240
Lateral	790	440	280	270

* Indicates the hydraulic load limit.

The lifting capacity is based on the ISO 10567 and it does not exceed more than the 75% of static tipping load or more than the 87% of the hydraulic lifting capacity of the machine.



 **EUROCOMACH**